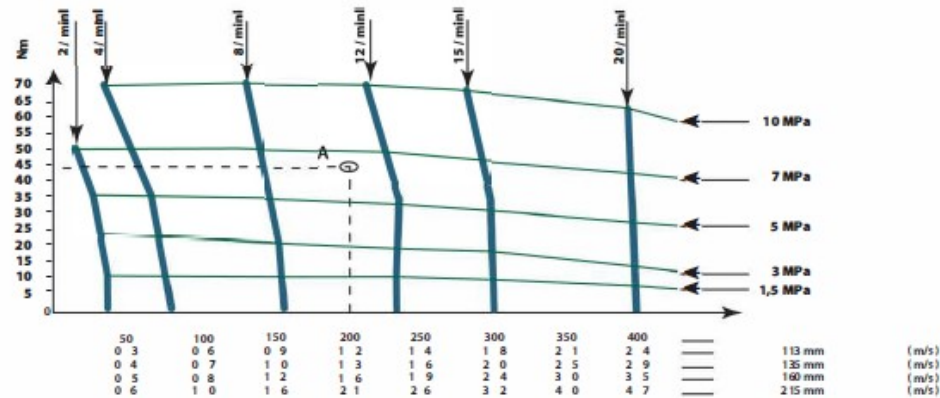

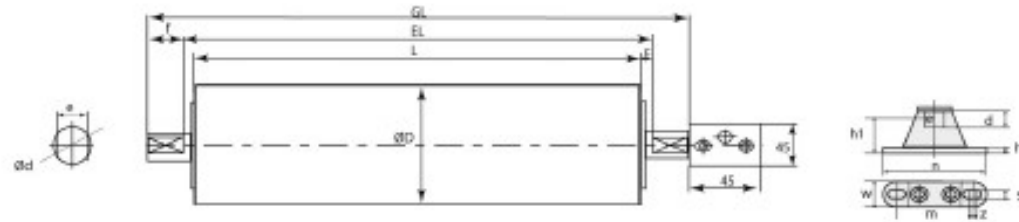


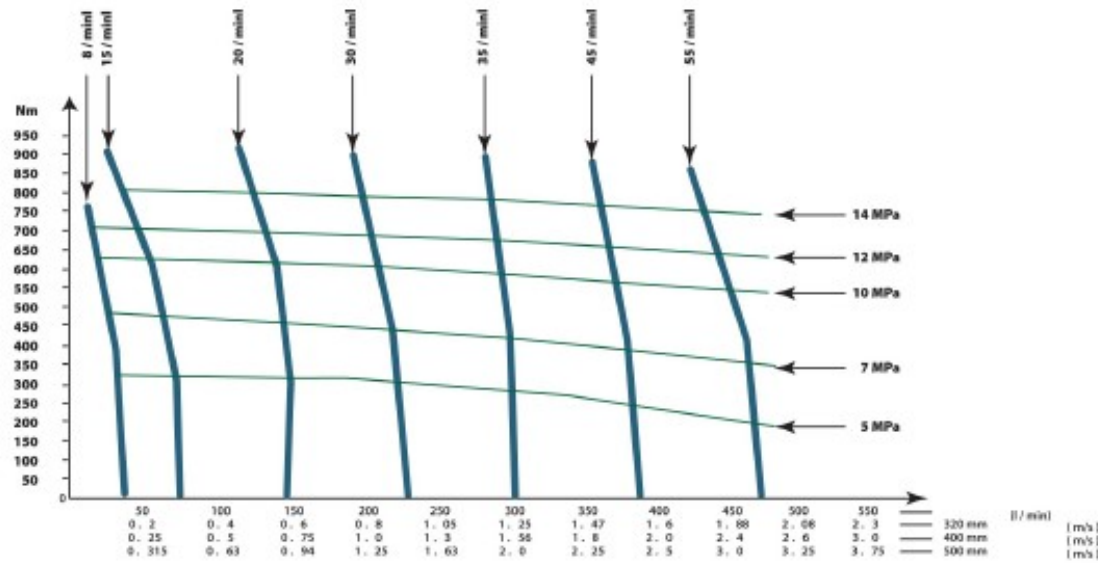
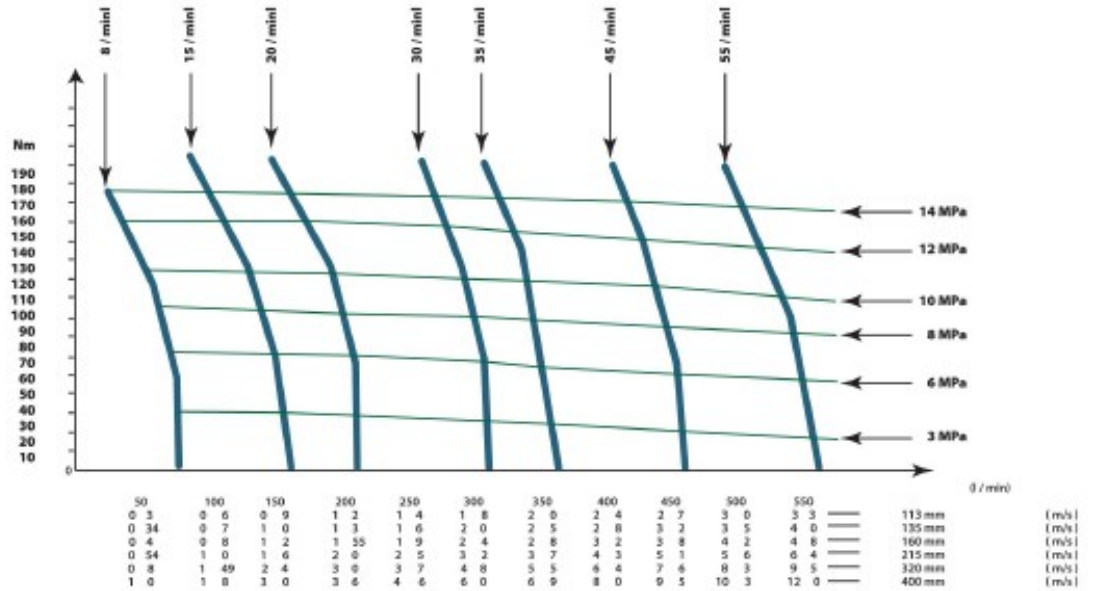
Hydraulic Drum Motors

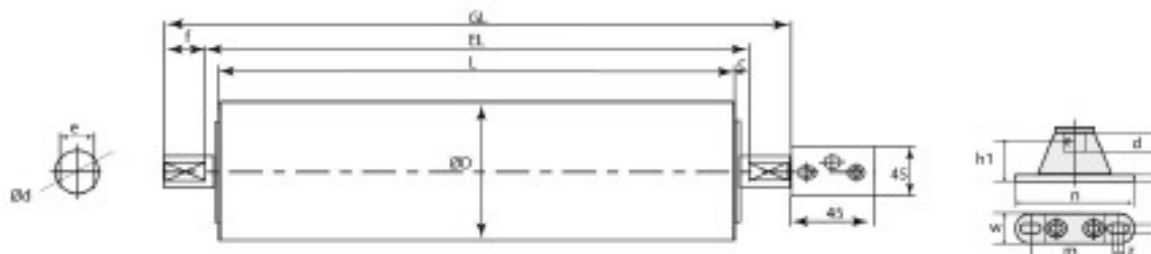




TYP	ØD mm	f mm	c mm	Ød mm	e mm
W-YEM110	113	20	5	25	20
W-YEM135	135	20	5	30	25
W-YEM160	160	60	5	40	30
W-YEM216	215	60	5	50	40
W-YEX320	320	60	10	50	40
W-YEX415	415	60	10	60	50
W-YEC518	518	60	10	60	50

TYP	ØD mm	KW mm	cm d mm	m mm	n mm	w mm	s mm	z mm
W-YEM160	160	50	32	120	160	60	15	12
W-YEM216	215	50	38	120	160	60	15	12
W-YEX320	320	95	38	210	260	60	19	12
W-YEX415	415	95	42	210	260	60	19	12
W-YEC518	518	95	42	210	260	60	19	12





TYP	ØD	KW	cm ³ /rev	L/min	MPa	N*m		N	
W-YEM110	113	1.88	50	2-20	7	46	100	836	1770
W-YEX110		6.5	100	5-50	10	135	212	2389	3752
W-YEM135	135	1.88	50	2-20	7	46	100	680	1480
W-YEX135		6.5	100	2-20	10	135	212	2000	3140
W-YEM160	160	1.88	50	5-50	7	46	100	575	1250
W-YEX160		6.5	100	2-20	10	135	212	1688	2650
W-YEM216	215	1.88	50	2-20	7	46	100	428	930
W-YEX216		6.5	100	5-50	10	135	212	1250	1972
W-YEX320	320	6.5	100	5-50	10	135	212	844	1325
W-YEC320		7.4	125	5-60	10	640	800	4000	5000
W-YEX415	415	6.5	100	5-50	10	135	212	675	1060
W-YEC415		7.4	125	5-60	10	640	800	3200	4000
W-YEC518	518	7.4	125	5-60	10	640	800	2560	3200