


HFE SINGLE HEAD METAL DETECTOR



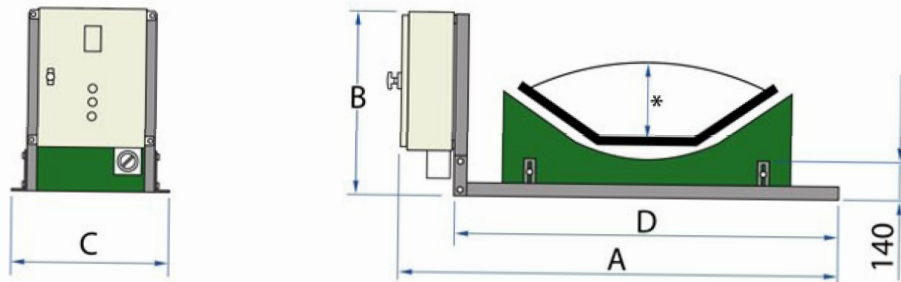
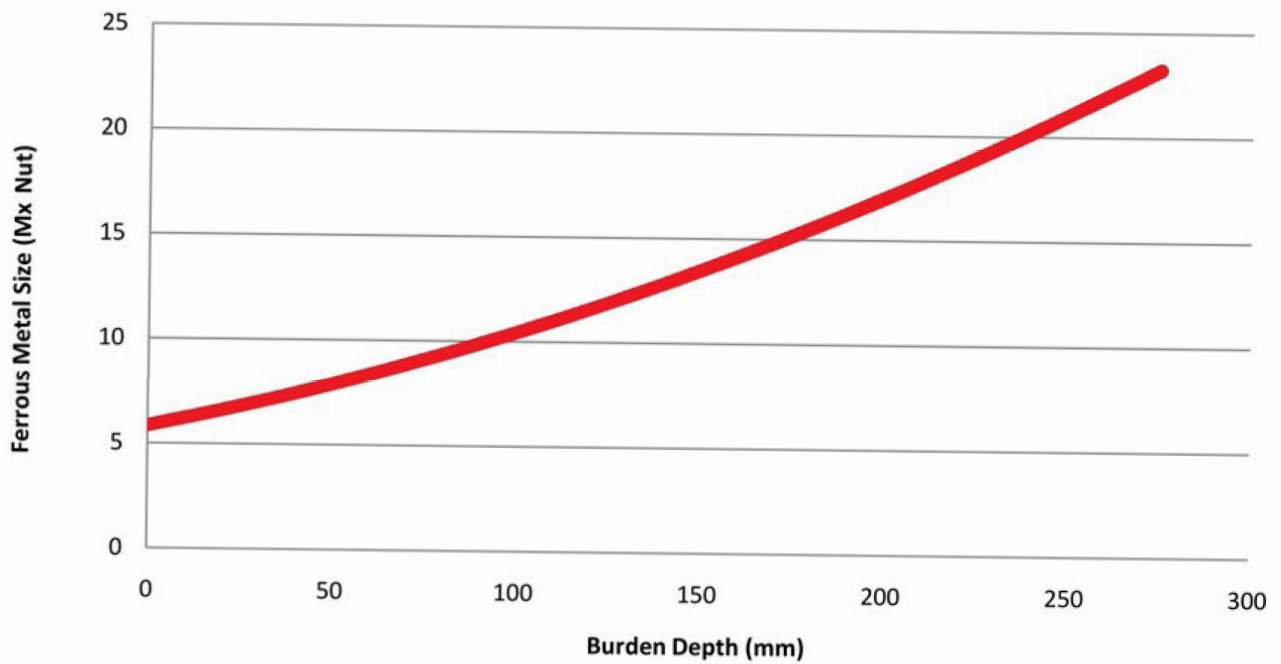
DETEC Industrial Metal detectors offer exceptional performance in the protection of production machinery against damage caused by unwanted tramp metal.

For more than 40 years, DETEC Metal Detectors' proven design has serviced industries in more than 20 countries world wide, including mining, quarrying, power generation, brick and tile, cement, timber, recycling and many others.

Features:

- **Easy Installation and Operation:** Can be installed onto existing belt conveyors without cutting the belt, and detection sensitivity can be adjusted via the calibrated dial.
- **Wide range of Available Accessories:** Including Belt Splice/Clip detectors, Metal Markers (Pellet, Bag, Flag, Chain and Spray) and Rotary Encoders.
- **Single Head Model:** Suitable for belt widths up to 1000mm.
- **Quality Construction:** DETEC Metal Detectors are quality checked during production and factory tested for a minimum of 24 hours to confirm the system is ready for installation. And they are sold with a full 12 months warranty.
- **Custom Designs:** To suit customer requirements, including special painting, stainless steel construction, custom signalling and remote operation.
- **Australian Made:** DETEC HFE Metal Detectors are designed and manufactured in Australia.

Typical Sensitivity - SHSC Metal Detector



DIMENSIONS FOR THE STANDARD DETEC SINGLE SENSOR HEAD DESIGN

BELT (mm)	500	600	750	800	900	1000	1050	1200	1350	1400
A	1000	1140	1290	1340	1440	1540	1590	1780	1930	1980
B	750	750	750	750	750	750	750	750	750	750
C	470	570	570	570	570	570	570	620	620	620
D	800	940	1090	1140	1240	1340	1390	1580	1730	1780

For larger belt widths refer to Dual Head Detector Model

SHIPPING MASS (kg)


MASS	95	95	105	105	115	120	125	145	155	160



Advantages and Features of DETEC HFE Detectors

- DETEC - Continuous wave self balancing technology provides years of reliable trouble free operation with a lifespan of 20 years or more, in operations across a wide range of mining and resource based industries, in both cold and hot climate conditions.
- DETEC Metal Detectors are easy to install can be installed on existing belt conveyors without cutting the belt, easy to operate with sensitivity adjustment by the turn of a calibrated dial. With panel push button—on/off control and isolator protection switched plus visual panel display lights.
- DETEC Metal Detectors are designed as a compact system with sensors profiled to the belt trough angle easy to install and commission no need to make further adjustment unless you want to change the detection sensitivity setting (once set the detector will operate continuously for many years).
- DETEC Metal Detectors are designed with common spare parts which reduces the need for large inventory spare holding. Spares are available for all replacement parts of the system.

SEE OUR ENTIRE DETEC HFE DETECTOR RANGE



Advantages and Features of DETEC HFE Detectors

- DETEC Metal Detectors are available with accessory parts to suit the following applications:
 - A) Belt Clip detector—where conveyor belts have metal clips used in the repair of the damaged/torn belt.
 - B) Belt splice detector—where conveyor belts utilise metal fasteners to join the belt or the belt is a steel cord type design.
 - C) Flag/Pellet/Spray/or bag marker system used to indicate the position and manually remove metal following a metal detection. Stopping the belt to remove the metal is also available via the metal detector signalling.
 - D) Rotary encoder option: Also for indicating the position of metal following metal detection. This system provides a visual display of length indicating where the metal can be manually found. This system provides up to nine (9) display messages if multiple detections were recorded at one time.
- Alarm-Siren: Audible signal to indicate a metal detection event.
- Strobe (Flashing-Light): Visual signal when metal is detected.
- Stainless Steel Enclosure (IP66): If required also available in dust ignition proof (D.I.P.) Rated.
- Galvanised support frame: Available if required or Special paint for frame and or detector sensor housing.
- DETEC Metal Detectors can be operated remotely with the controller up to 10 meters away or more.
- DETEC Metal Detectors are quality checked during production and factory test for a minimum of 24 hours to confirm the system is ready for installation. And they are sold with a full 12 months warranty.
- DETEC metal detectors are widely used in Australian and International markets in the detection of tramp metal in conveyor systems handling coal, crushed rock, copper ,cement, limestone, fertilizer, gold , and many other mining and quarry applications where the conveyed product is non magnetic or conductive.
- Note: As part of our DETEC metal detector range we can offer our HFT series for conveyed minerals which are magnetic or conductive.

